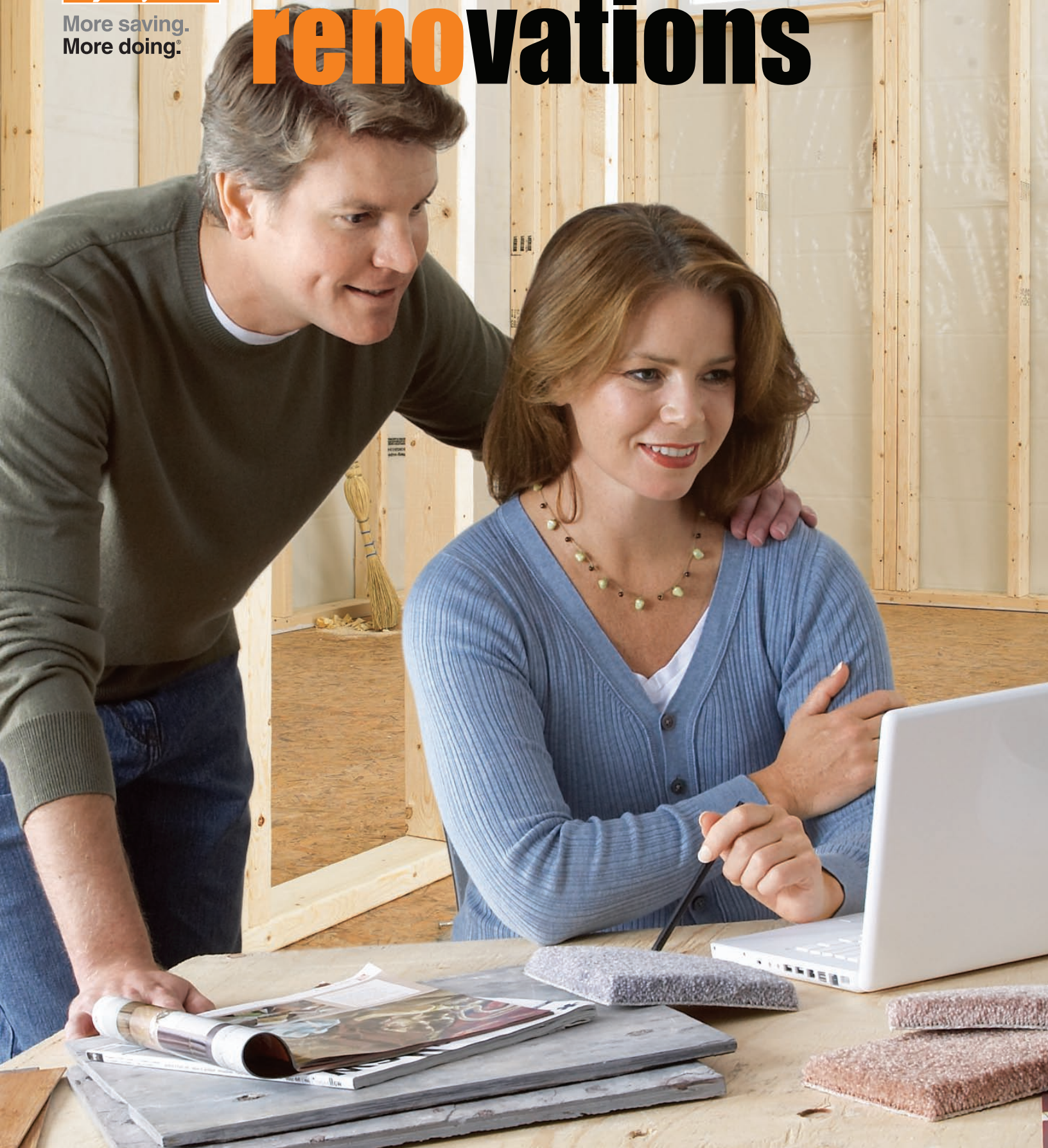




More saving.
More doing.®

your guide to **basement** **renovations**





Basement renovations are a popular home-improvement project because they can significantly increase the value of your home and provide additional living and storage space.

contents

- 3 choosing the floor plan
- 4 dimensions
- 5 diy or installation services
- 6 budget summary

The most important stage of any renovation is always the planning

To help you work through this phase of the project, The Home Depot has created *Your Guide to Basement Renovations*. This short, yet comprehensive package will guide you through the decision-making process and give you somewhere to record measurements, supplies and expenses.

choosing the floor plan



Your first decision is to determine how many rooms you would like your renovated basement to have.

TOTAL ROOMS

Typical Usage:

1 Room

- playroom/family room

2 Rooms

- bathroom and playroom/family room

3 Rooms

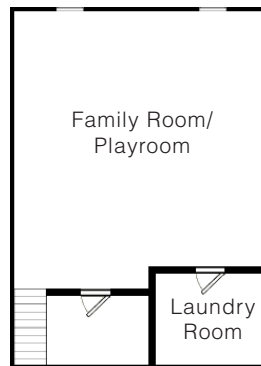
- guestroom, bathroom and playroom/family room

4 Rooms

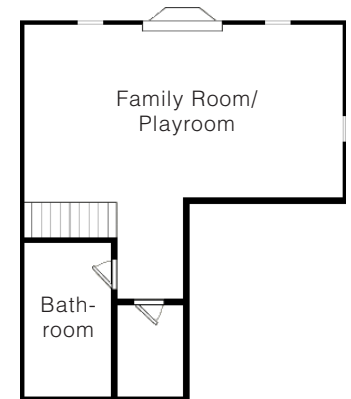
- laundry/storage room, guestroom, bathroom and playroom/family room

These floor plans are commonly used in basement living spaces because of their functionality.

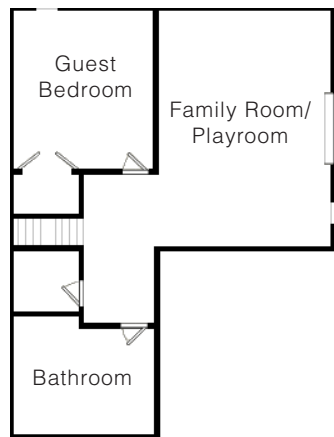
1 Room



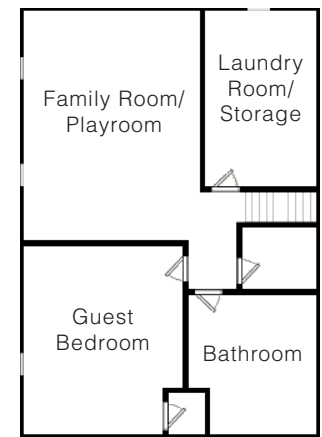
2 Rooms



3 Rooms



4 Rooms



diy or installation services

Determine what elements of the project you can complete yourself and what elements you'll hire a contractor to complete.



Project	DIY	Hire a Contractor
Framing and Subflooring	<input type="checkbox"/>	<input type="checkbox"/>
Plumbing	<input type="checkbox"/>	<input type="checkbox"/>
Electrical	<input type="checkbox"/>	<input type="checkbox"/>
Insulation and Drywall	<input type="checkbox"/>	<input type="checkbox"/>
Painting	<input type="checkbox"/>	<input type="checkbox"/>
Flooring	<input type="checkbox"/>	<input type="checkbox"/>

THE HOME DEPOT ToolRental™



View our Tool Rental Guide on homedepot.ca to learn more about the professional quality tools that we carry to help you tackle any job.

BOOK WITH INSTALLATION SERVICES

Visit your local Home Depot Installation Services Department to book the contractors you'll need to help renovate your basement. When you work with Installation Services you'll have peace of mind that you're dealing with reputable contractors with the proper insurance certifications. You also won't have to worry about acquiring building permits because your Installation Services Coordinator will handle those details for you.

Call 1-800-HOME-DEPOT (466-3337)
or visit us online at homedepot.ca/installations

THE HOME DEPOT INSTALLATION SERVICES
We do it for you. Results Guaranteed.

budget summary

Break your budget down by projects to help give you an idea of where your money will be allocated.



Project	Budget
Framing and Subflooring	
Plumbing	
Electrical	
Insulation and Drywall	
Painting	
Flooring	
Total	



For more helpful resources visit homedepot.ca's DIY section, research products with our informative buying guides, or shop and compare for great value and convenience.

The Home Depot Associates are there to serve you so don't hesitate to stop by and ask for advice.

SPREAD THE WORD
NO INTEREST
 FOR **6x12** MONTHS*
 on **EVERYTHING** with purchases totalling \$299 or more** (including taxes) when you use The Home Depot® Consumer Credit Card†.
NO ANNUAL FEES
 Payments now required*